

PHASE 1
March - July 1 2027

CLOSE SOUTHBOUND
MAINTAIN NORTHBOUND

FOR THRU-TRAFFIC,
SEE DETOUR SHEET

CLOSE US 6 (MARENGO RD)
WEST OF CROELL AVE

CLOSE US 6 (MARENGO RD)
EAST OF STEPHANS ST

MAINTAIN
TWO-WAY ACCESS

STA 167+38.22 (PR_USH 6)
 BEGIN CONSTRUCTION

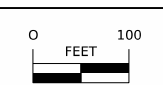
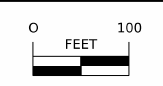
STA 215+88.27 (PR_USH 6)
 END CONSTRUCTION

FOR THRU-TRAFFIC,
SEE DETOUR SHEET

FHWA NO. 900795
 DESIGN NO. 0427
 SEE V SHEETS

FHWA NO. 701285
 DESIGN NO. 0527
 SEE PROJECT BR-006-7(102)--38-52

GENERAL LAYOUT



PHASE 2
July 6th, 2027 - Nov 1, 2027

CLOSE SOUTHBOUND
MAINTAIN NORTHBOUND

FOR THRU-TRAFFIC,
SEE DETOUR SHEET

CLOSE US 6 (MARENGO RD)
EAST OF CROELL AVE

MAINTAIN
TWO-WAY ACCESS

STA 167+38.22 (PR_USH 6)
BEGIN CONSTRUCTION

STA 215+88.27 (PR_USH 6)
END CONSTRUCTION

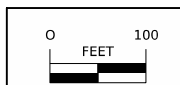
FOR THRU-TRAFFIC,
SEE DETOUR SHEET

CLOSE US 6 (MARENGO RD)
WEST OF PARK RD

FHWA NO. 900795
DESIGN NO. 0427
SEE V SHEETS

FHWA NO. 701285
DESIGN NO. 0527
SEE PROJECT BR-006-7(102)--38-52

GENERAL LAYOUT



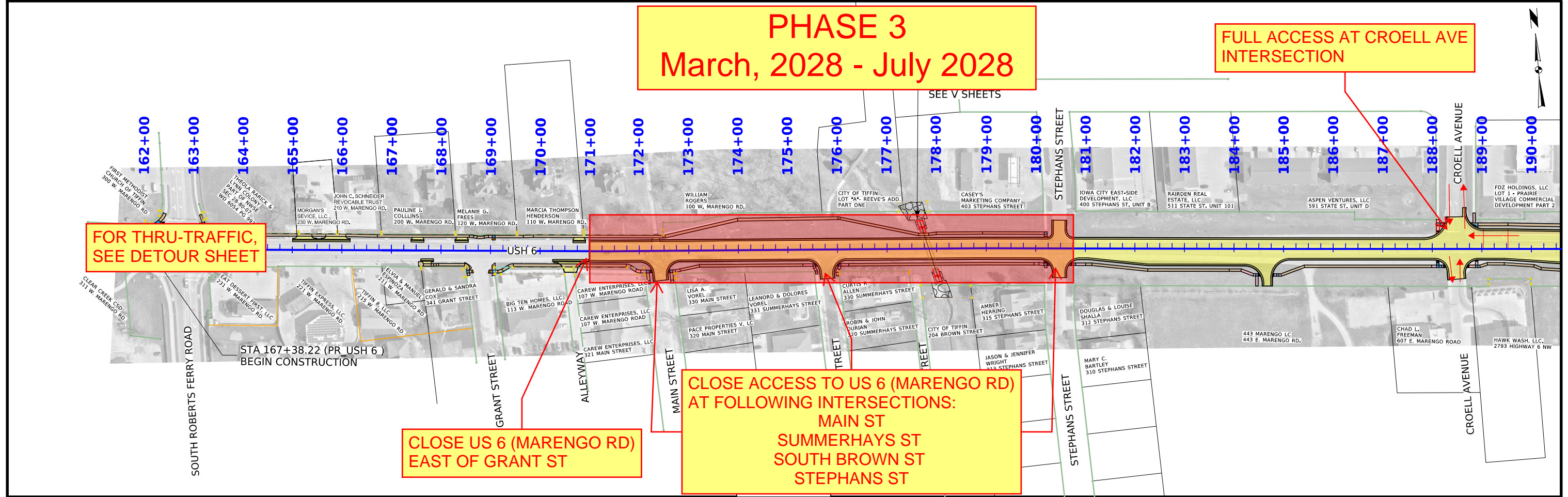
PHASE 3
March, 2028 - July 2028

FULL ACCESS AT CROELL AVE INTERSECTION

FOR THRU-TRAFFIC, SEE DETOUR SHEET

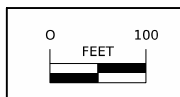
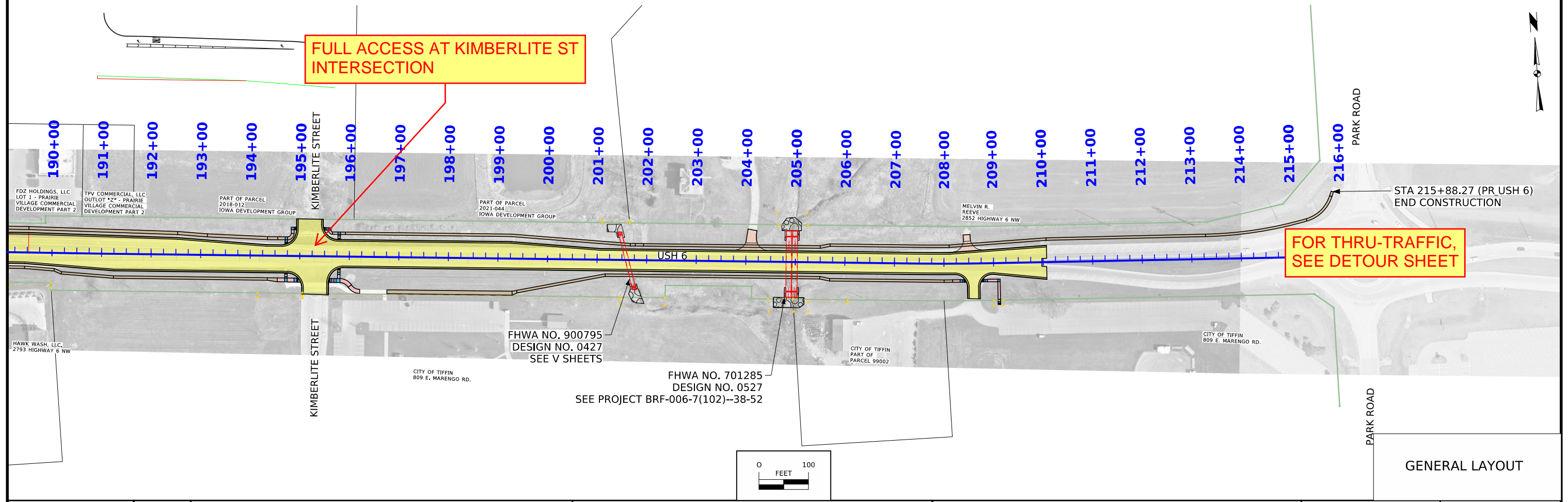
CLOSE US 6 (MARENGO RD) EAST OF GRANT ST

**CLOSE ACCESS TO US 6 (MARENGO RD) AT FOLLOWING INTERSECTIONS:
 MAIN ST
 SUMMERHAYS ST
 SOUTH BROWN ST
 STEPHANS ST**



FULL ACCESS AT KIMBERLITE ST INTERSECTION














FOR THRU-TRAFFIC, SEE DETOUR SHEET

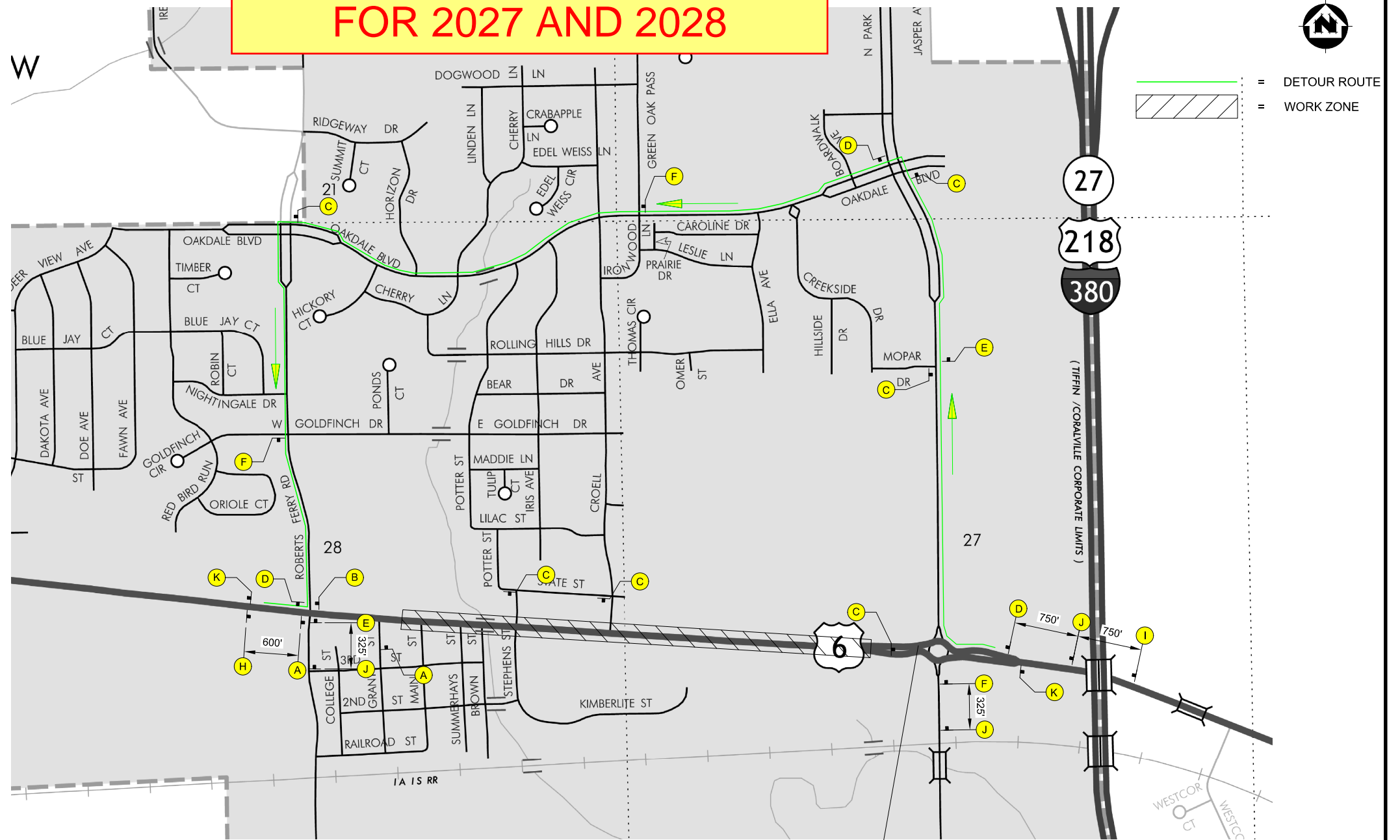


GENERAL LAYOUT

ROAD DETOUR US HIGHWAY 6 IMPROVEMENT PROJECT STAGE 2

PROPOSED DETOUR ROUTE FOR 2027 AND 2028

TABULATION OF DETOUR SIGNS			
"M" SERIES			
SIGN	TYPE	SIZE	COLOR
	M4-9R	30" x 24"	BLACK ON ORANGE
	M4-9L	30" x 24"	BLACK ON ORANGE
	M4-9mT	30" x 24"	BLACK ON ORANGE
	M3-2a	24" x 12"	BLACK ON ORANGE
	M3-4a	24" x 12"	BLACK ON ORANGE
	M4-8a	24" x 18"	BLACK ON ORANGE
"W" SERIES			
SIGN	TYPE	SIZE	COLOR
	W20-1	48" x 48"	BLACK ON ORANGE
	W20-2	48" x 48"	BLACK ON ORANGE
	W20-3	48" x 48"	BLACK ON ORANGE
"G" SERIES			
SIGN	TYPE	SIZE	COLOR
	CUSTOM	36" x 9"	BLACK ON ORANGE
"R" SERIES			
SIGN	TYPE	SIZE	COLOR
	R11-2	48" x 30"	BLACK ON WHITE
	R11-4	60" x 30"	BLACK ON WHITE
	CUSTOM	30" x 24"	BLACK ON WHITE



- SPECIFIC NOTES**
- SEE STAGING SHEETS FOR SPECIFIC LOCATIONS OF US 6 WB ROAD CLOSURE WITH TYPE III BARRICADES
 - US 6 EB TRAFFIC TO REMAIN IN PROJECT AREA. SEE STAGING SHEETS FOR TRAFFIC CONTROL DETAILS.

